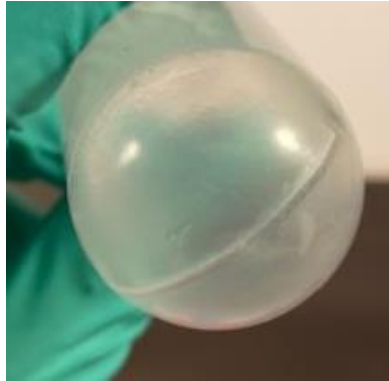



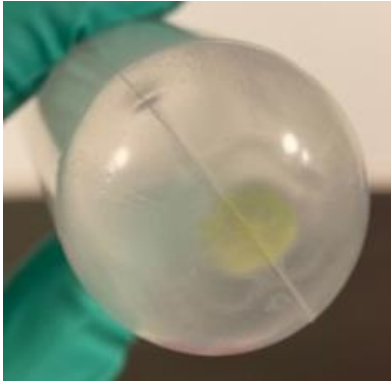
AAV-EV-CD9mE

AAV-EV

C1



C2



P



Additional file 1 figure: Images of AAV-EV and AAV-EV-CD9mE (tagged CD9 with mEmerald) pellets from individual collections (C1 and C2) and pooled (P) collections after centrifugation at 100,000×g for 90 min.